



Specifications



GE Osmonics LOGIX™ Series Controllers Autotrol® Performa™ Series Valve Specifications | Filter & Softener Configurations

Flow Rates (Valve Only)

Service @ 15 psi (1.03 bar) drop	→	25.0 gpm (5.7 m ³ /h)
Backwash @ 25 psi (1.72 bar) drop	→	20.0 gpm (4.5 m ³ /h)
Service	→	Cv = 6.50 (Kv = 5.6)
Backwash	→	Cv = 4.00 (Kv = 3.5)

Regeneration Operation

Controller Configuration	→	700 Series Electronic Controller
Softener Regeneration Configuration	→	7-cycle high-efficiency regeneration sequence
Softener Regeneration Sequence (268 Configuration)	→	Backwash, draw, slow rinse, fast rinse, backwash #2, fast rinse #2, refill, service (times programmable by installer)
Filter Regeneration Sequence(263 Configuration)	→	3 Cycle: backwash, fast rinse, service (times programmable by installer)

Valve Connections/Dimensions

Tank Thread	→	2-1/2-inches – 8, male
Inlet/Outlet	→	1-3/4-inches – 12 UNC-2A male
Drain Line	→	3/4-inch NPT, male
Brine Line	→	3/8-inch NPT, male
Distributor Tube Diameter	→	1.050-inches (27 mm)
Distributor Tube Length	→	1/2 ± 1/2-inches (13 ± 13 mm) above top of tank

Design Specifications/Ratings

Valve Body	→	Glass-filled Noryl® – NSF listed material
Rubber Components	→	Compounded for cold water – NSF listed material
Valve Materials Certification	→	NSF/ANSI 44 rated component for material safety
Weight (Valve with Control)	→	5.34 lbs (2.42 kg)
Recommended Operating Pressure	→	20 - 120 psi (1.38 - 8.27 bar)
Canada	→	20 - 100 psi (1.38 - 6.89 bar)
Hydrostatic Test Pressure	→	300 psi (20.69 bar)
Water Temperature	→	35° - 100°F (2° - 38°C)
Ambient Temperature*	→	35° - 120°F (2° - 48.9°C)

*Recommended use of outdoor cover for direct sunlight applications



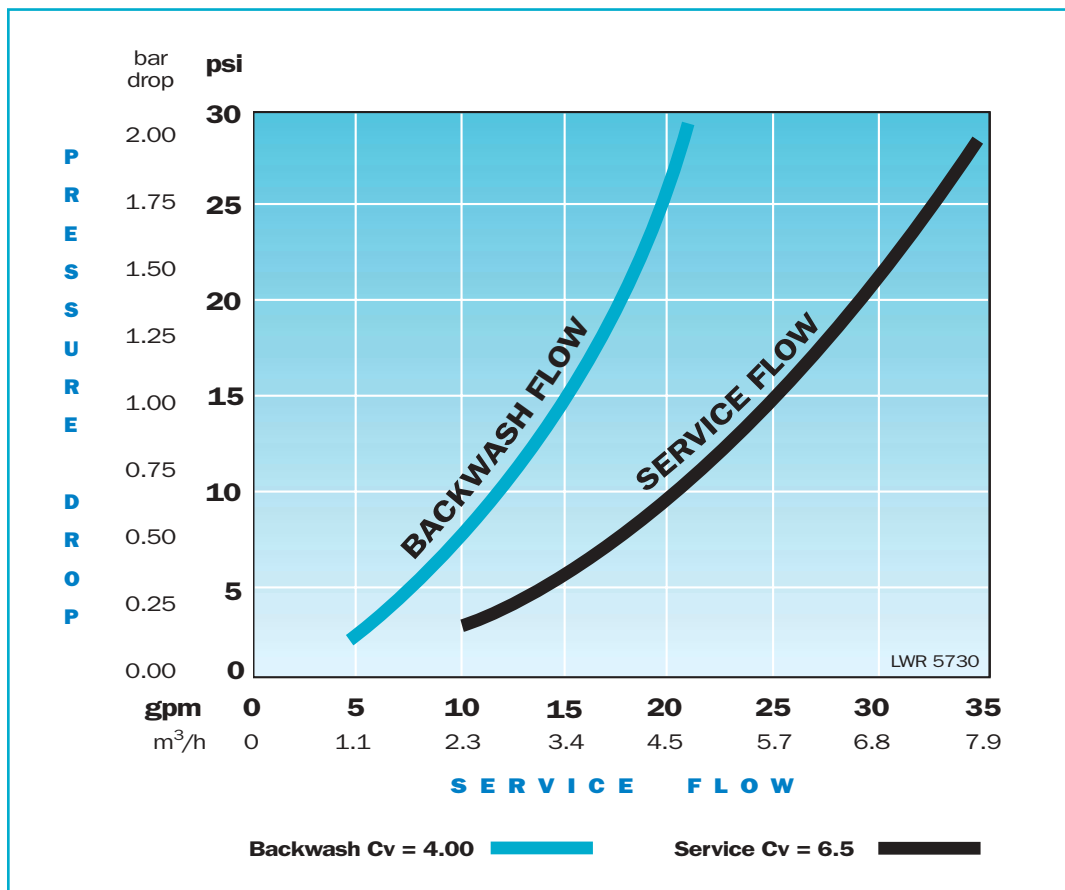


Options

- Turbine for Demand Systems → Internal standard Autotrol 1-inch (25 mm) turbine
- Bypass Valve, Model 1265 → Noryl®, 1-inch flow path
- Bypass Fitting Kits:**
- Copper, Sweat Tube Adapter → 1-1/4-inches, 1-inch or 3/4-inch (32 mm, 25 mm or 19 mm)
- CPVC, Solvent Weld Tube Adapter → 1-inch or 3/4-inch (25 mm or 19 mm)
- Plastic NPT Pipe Adapter → 1-inch male or 3/4-inch male (25 mm or 19 mm)
- Plastic BSPT Pipe Adapter → 1-inch male or 3/4-inch male (25 mm or 19 mm)
- Brass NPT Pipe Adapter → 1-inch male or 3/4-inch male (25 mm or 19 mm)
- Brass BSPT Pipe Adapter → 1-inch male or 3/4-inch male (25 mm or 19 mm)
- Brine Refill Controls → .17 gpm (.64 Lpm) fixed
.33 gpm (1.25 Lpm) fixed
.77 gpm (2.91 Lpm) fixed

- Compatible with Regenerants/Chemicals → Sodium chloride, potassium chloride, potassium permanganate, sodium bisulfite[†], sodium hydroxide[†], hydrochloric acid[†], chlorine^{††} and chloramines^{††}

Pressure Loss Characteristics



[†] See owners manual for specific concentrations

^{††} Valve for use on potable water supply









Logix 700 Series Controller

ELECTRICAL SPECIFICATIONS

Controller Operating Voltage	12 Volt – AC (Requires use of GE Osmonics provided transformer)
Input Supply Frequency	50 or 60 Hz (Controller configuration dependent)
Motor Input Voltage	12 Volt – AC
Electronics Operating Voltage	3.5 Volt – AC
Control System Power Consumption	3 Watts average

TRANSFORMER SPECIFICATIONS

All Logix Series Controllers require the use of a GE Osmonics supplied transformer.

Transformer Output Voltage	12 Volt – AC 400mA
Transformer Input Options	115 Volt – AC 50/60 Hz
	230 Volt – AC 50/60 Hz
	100 Volt – AC 50/60 Hz
Transformer Plug Options	Indoor North American Plug
	Outdoor North American (UL Listed for outdoor use) 
	Japanese Plug 
	Taiwan/Korea Plug 
	Australian Plug 
	United Kingdom Plug 
	Mainland Europe Plug 
Additional transformers may be available – call for more information	

Available Logix 700 Series Controller Models

740 →

Residential electronic time-clock controller for single-tank filter or softener applications up to 14-inch diameter tanks

760 →

Residential electronic metered-demand (volumetric) controller for single-tank filter or softener applications up to 14-inch diameter tanks

742 →

C&I electronic time-clock controller for single filter or softener applications up to 120-inch diameter tanks, with fully programmable cycle times

762 →

C&I electronic metered-demand (volumetric) controller for single or twin-tank filter or softener applications up to 120-inch diameter tanks, with fully programmable cycle times

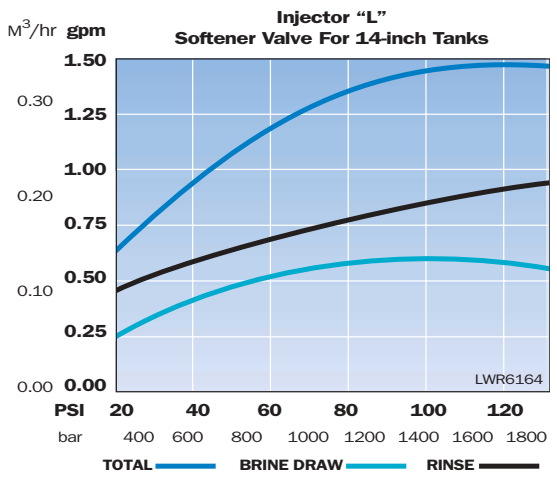
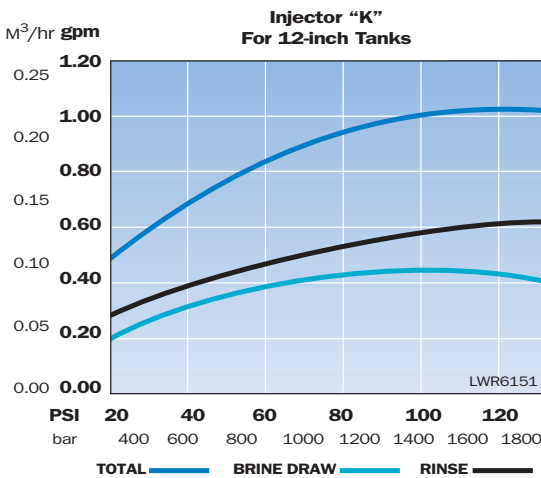
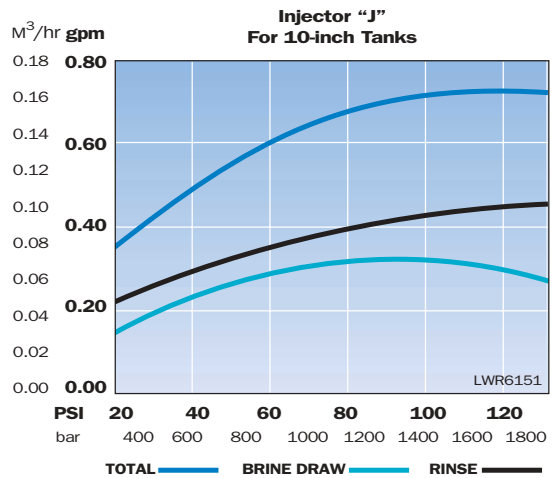
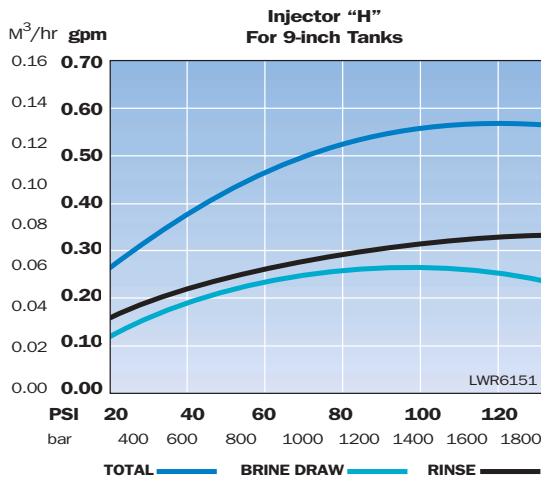
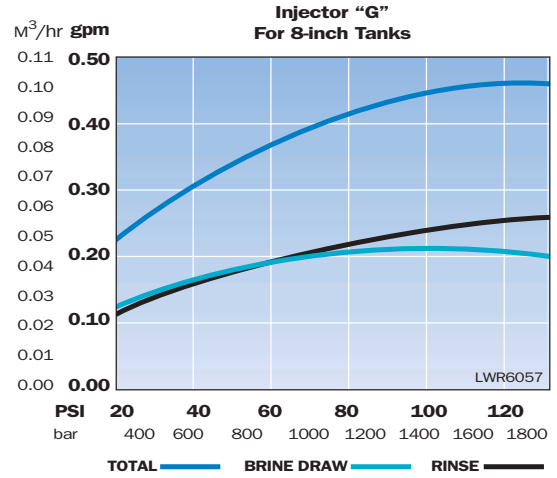
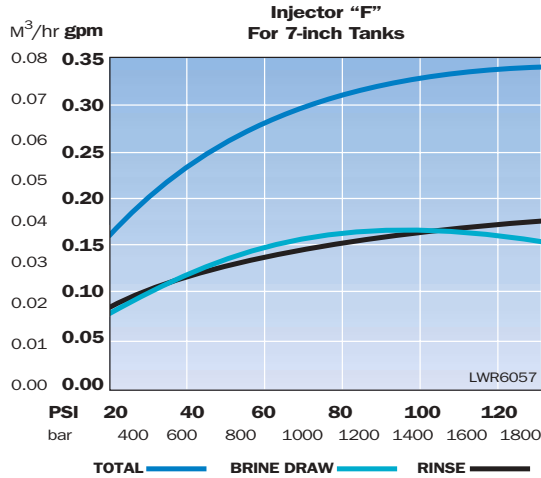


Logix Controller Feature Availability

FEATURE	740	760	742	762
Regeneration Type	Time Clock	Demand (volumetric)	Time Clock	Demand (volumetric)
Filter Capability	3 or 5-cycle	3 or 5-cycle	3 or 5-cycle	3 or 5-cycle
Multiple Tank Capability	Single tank	Single tank	Single tank	Single or twin tank
Calendar Override	Day of week or up to 99-day timer	99-day override	Day of week or up to 99-day timer	99-day override
Manual Regeneration	Immediate, delayed and double immediate	Immediate, delayed and double immediate	Immediate, delayed and double immediate	Immediate, delayed and double immediate
Adjustable Regeneration Time	Yes	Yes	Yes	Yes
Cycle Times	Computer calculated	Computer calculated	Fully programmable	Fully programmable
Remote-mount Faceplate	Up to 50ft. (15.24m) away	Up to 50ft. (15.24m) away	Up to 50ft. (15.24m) away	Up to 50ft. (15.24m) away
Adjustable Salt Amount	3 options	3 options	Fully adjustable	Fully adjustable
3-cycle Filter Control Capability	Programmable backwash time	None	Fully programmable	Fully programmable
7-cycle High-efficiency Regeneration Sequence	Standard	Standard	Standard	Standard
Adjustable Consumer Lock-out	Standard	Standard	Standard	Standard
Dry Contact Signal Input	Standard (fixed)	None	Standard (programmable)	Standard (programmable)
Super Capacitor Time/Date Back-up	8 hour	8-hour	24-hour	24-hour
Reserve Type	Not available	28-day variable	Not available	Variable or fixed reserve options
Maintenance Interval Signal Feature	Not available	Not available	Standard	Standard
Capacity Remaining Display	Not available	Standard	Not Available	Standard
99-year EEPROM Memory Retention	Standard	Standard	Standard	Standard
Water Usage Display	Not available	Standard	Not available	Standard
Displays Current Flow Rate	Not available	Not available	Not available	Standard



Injector* Performance



*New injectors for high-efficiency regeneration sequence are standard with Logix Controllers.

Backwash Flow Control Table

Backwash Number**	7	8	9	10	12	13	14
Flow Rate (gpm)	1.3	1.7	2.2	2.7	3.9	4.5	5.3
Flow Rate (Lpm)	4.9	6.4	8.3	10.2	14.76	17.0	20.0

**Backwash flow controls sized for 5.0 gpm/ft.²

Externally mounted backwash flow controllers available in: 5, 6, 7, 8, 9 and 10 gpm flow rates.

For More Information:

Call **GE Osmonics** at **(262) 238-4400** or **(800) 279-9404**, or visit **www.gewater.com**



GE Water Technologies

North American Sales

5730 N. Glen Park Road
Milwaukee, WI
53209-4403
USA
(262) 238-4400 Phone
(262) 238-4402 Fax

Euro/Africa Operations

230 rue Robert Schurman
ZA des Uselles
F-77350 Le Mée sur Seine
FRANCE
+33 1 64 10 2000 Phone
+33 1 64 10 3747 Fax

Asia/Pacific Operations

1044/8 SOI 44/2
Sukhumvit Road Parkanog
Bangkok 10110
THAILAND
+66 2 38 14213 Phone
+66 2 39 18183 Fax

